

Brownes
dairy



ACTIVITY BOOKLET

Year One

Note to the Teacher

Prior to your excursion to Brownes Dairy, we encourage you to share one or more of the following activities with your class. The activities below represent a sample and there is no requirement to complete all activities.

- Read stories about life on a Dairy farm.
- Discussion about dairy cows. Find out what students know about them and record their ideas.
- Ask students to brainstorm what they think dairy cows look like; what covers their body; what shape they are:
 - What other features they have;
 - Whether they have curly or straight tails;
 - What sounds do they make;
 - What colours can they be?
- Create a four part display. Title the four parts 'What we know about dairy cows'. 'What we want to find out', 'What the class now knows' and 'What other things we would like to find out'. Use 'What we know' as a source for class sharing.
- Brainstorm ideas about how dairy cows are raised and what they produce.
- Conduct an activity in which students label a dairy cow using a word bank.
- Life on a Dairy farm is busy all year. Draw a Dairy farm poster depicting the various activities according to the seasons of the year.
- Design a poster about the importance of drinking milk.

Post Excursion Activities

- Compose and send a class thank you letter to Brownes Dairy and the Dairy Farmer. Include student artwork, illustrations, work samples, drawings and tell us what your favourite part.
- Story maps.
- Create a class story, poem, class book, report using technology to create multimedia presentations.
- Place an excursion recount article in the school's newsletter.

- Class excursion photograph display in the classroom.
- Dairy cooking activity.
- Create a class book about the Brownes Dairy excursion.
- Students to write a journal entry about the excursion experience.
- Student self-reflection.
- Recount.
- Explore further topics on recycling at school, home, and the community.
- Integrate agriculture into the Health and nutrition lessons.
- Investigate jobs in agriculture.
- Use recycled milk bottles, cartons and yoghurt containers to create a Dairy farm.

Year One


Teacher Resources

Prior to School Tour

Life of a Farmer

Draw a farmer feeding the cows at his dairy farm.

Make sure that you include the following: clothing, hat, boots and the cows eating farm food.




Write an acrostic poem for the word COW.


C _____

O _____

W _____



What words can you use to describe cows? Write your description in the circles below.



Dairy Word Sleuth

Z	B	R	O	W	N	E	S	D
F	R	E	S	H	J	M	D	A
B	O	N	E	S	E	A	A	T
C	A	L	F	F	N	C	I	E
D	F	G	H	A	E	H	R	K
C	G	H	J	R	R	I	Y	C
R	R	E	S	M	G	N	L	O
E	O	R	M	Z	Y	E	V	w
A	W	D	I	D	R	I	N	K
M	G	H	L	U	I	R	Q	A
R	P	D	K	G	R	A	S	S
C	T	A	N	K	S	F	D	P
G	M	I	N	E	R	A	L	S
B	A	C	T	E	R	I	A	H
R	A	W	M	I	L	K	G	O
V	C	H	E	E	S	E	B	T
C	A	L	C	I	U	M	X	Z

MACHINE

DRINK

HOT

DATE

BROWNES

DAIRY

YOGHURT

MILK

CHEESE

GROW

TANKS

BACTERIA

CALCIUM

MINERALS

HERD

CALF

CREAM

FRESH

GRASS

COW

FARM

BONES

RAW MILK

ENERGY

Name:

Date:

Labelling a

Dairy Cow



Word Bank

Udder

Tail

Hooves

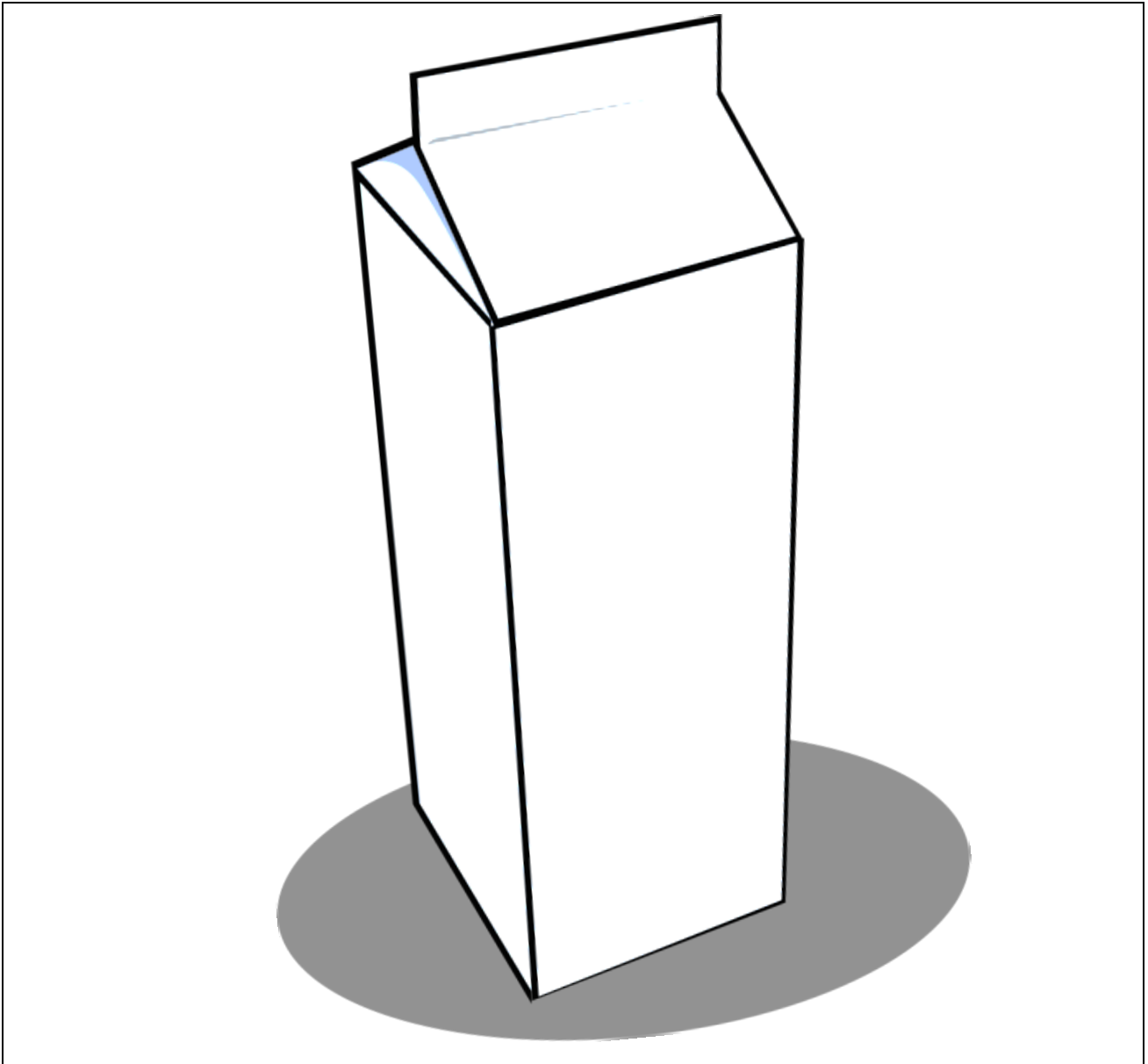
Eyes

Ears

Nose

Design a Milk Carton

Draw and design a new milk carton.



My milk carton is _____

I chose this design because _____

Design a Yoghurt Container

Draw and design a new yoghurt container.



My yoghurt container is _____

I chose this design because _____




Year One

Teacher Resources

Post School Tour

Brownes Dairy Scavenger Hunt

Did you see or find any of the following at Brownes Dairy? Place a tick next to the image.

	Brownes Dairy Logo
	Brownes Dairy Yoghurt
	Brownes Dairy Milk
	Brownes Dairy Cow
	Farmer
	Brownes Dairy Truck
	Pedestrian Crossing
	Brownes Dairy Worker
	Brownes Dairy Machinery
	Canteen Building
	'Moo to You' video

What do you know about cows?

What do cows eat and drink?

Where do cows live?

What colour are dairy cows?

How much milk do dairy cows produce a day?

How often are dairy cows milked?

Why do we want happy, healthy dairy cows?




Draw a picture of a cow:

What are two dairy products made from cows?

Brownes Dairy Product Sample

Today, I sampled two Brownes Dairy Products. Draw and label the two products below.

Brownes Dairy Product One	Brownes Dairy Product Two

Tick the following:			
I enjoyed eating or drinking the Brownes Dairy product.			
Colours on the Brownes Dairy container or carton are very interesting.			
The images on the Brownes Dairy container or carton are interesting.			

Write or draw some interesting facts you learnt about a Dairy Farmer in the space below.



Draw a picture of each area you saw on the Brownes Dairy School Tour in the table below.

<p>Innovation Kitchen</p>	<p>Yoghurt & Cream Dairy</p>
<p>Milk Dairy</p>	<p>Milking Shed</p>
<p>'Moo to You' Video</p>	<p>Daisy the Dairy Cow</p>

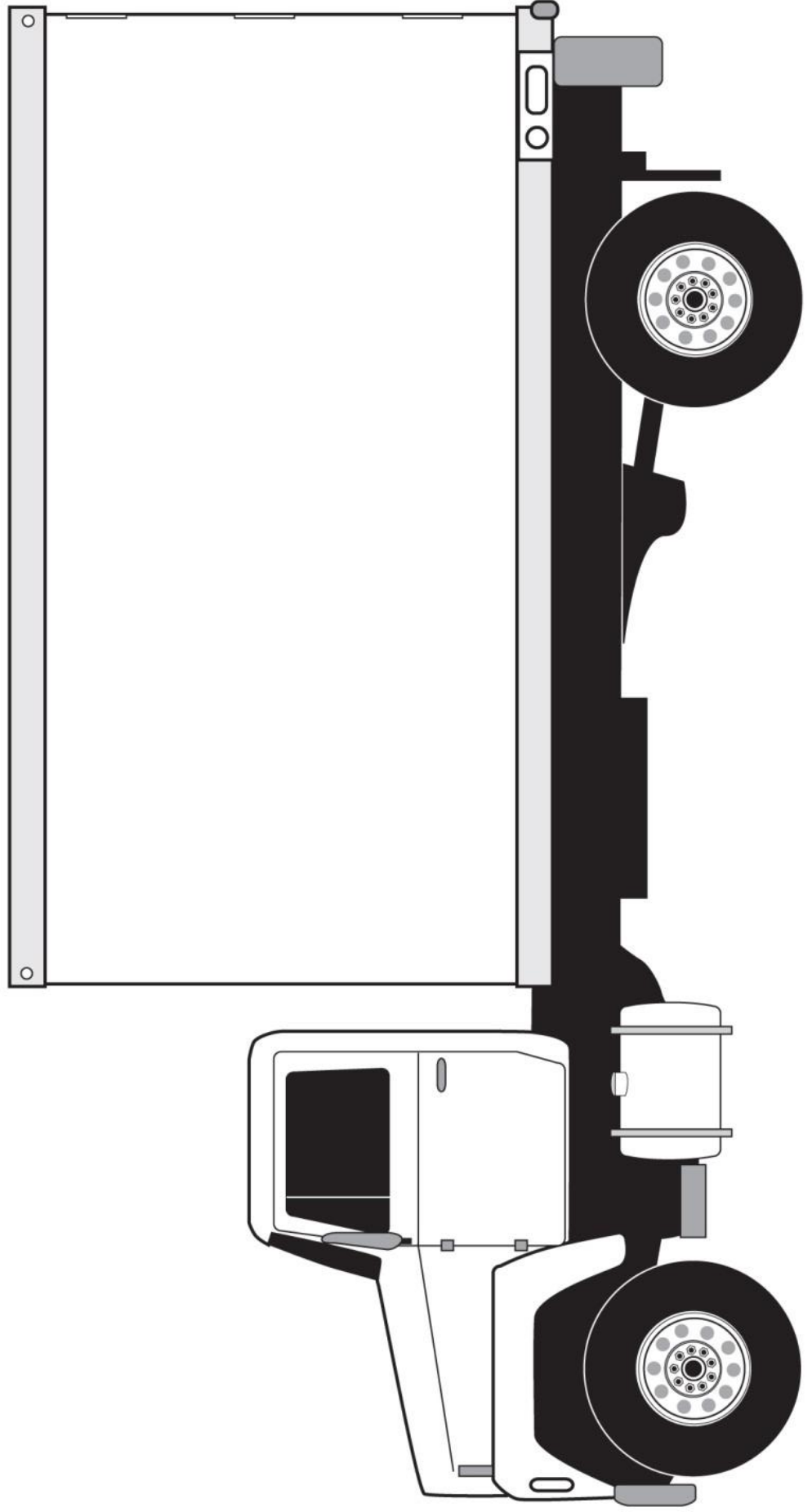
Draw three different products that are made at Brownes Dairy. Don't forget to label what they are.

1. _____

2. _____

3. _____

Colour in and create your own Brownes Dairy delivery truck below.




Brownes Dairy Observations

Label and draw 5 different things that you saw on the Brownes Dairy tour.

What I saw	Sketch
Where I saw it	
What I saw	Sketch
Where I saw it	
What I saw	Sketch
Where I saw it	
What I saw	Sketch
Where I saw it	
What I saw	Sketch
Where I saw it	

Write as many words that you can about milk and dairy in your
Brownes Dairy dictionary.

Aa	Bb	Cc
Dd	Ee	Ff
Gg	Hh	Ii
Jj	Kk	Ll
Mm	Nn	Oo
Pp	Qq	Rr
Ss	Tt	Uu
Vv	Ww	Xx
Yy	Zz	



Brownes Dairy School Tour - Student Self Reflection

Did you enjoy your visit to Brownes Dairy?



Tick the parts you liked best at Brownes Dairy:

- The 'Moo to You' video
- The Tour of the Milk and Yoghurt Dairy
- Farmer Damian and Daisy the Cow
- Innovation Kitchen and Yoghurt Tasting
- The Goodie Bag

Draw three things that you saw:

1.	2.	3.
----	----	----

Draw a picture of your favourite part of the excursion.

Out of 5 stars, I would give this excursion:



My Day at Brownes Dairy

Draw a picture or write a letter to tell us what you enjoyed about your visit to Brownes Dairy.

